

# Attractive forces between ions in quantum plasmas: Failure of linearized quantum hydrodynamics

M. Bonitz, E. Pehlke, and T. Schoof

*Christian-Albrechts-Universität zu Kiel, Institut für Theoretische Physik und Astrophysik, Leibnizstraße 15, 24098 Kiel, Germany*

(Received 23 May 2012; published 20 March 2013)

In a recent Letter [P. K. Shukla and B. Eliasson, *Phys. Rev. Lett.* **108**, 165007 (2012)] the discovery of a new attractive force between protons in a hydrogen plasma was reported that would be responsible for the formation of molecules and of a proton lattice. Here we show, based on *ab initio* density functional calculations and general considerations, that these predictions are not correct and caused by using linearized quantum hydrodynamics beyond the limits of its applicability.

DOI: [10.1103/PhysRevE.87.033105](https://doi.org/10.1103/PhysRevE.87.033105)

PACS number(s): 52.30.-q, 71.10.Ca, 05.30.-d

## I. INTRODUCTION

Recently Shukla and Eliasson published [1] a calculation where they applied linearized quantum hydrodynamics (LQHD) in a simple way to obtain the effective potential between classical protons in a dense hydrogen plasma containing degenerate electrons. Their result indicated a novel attractive force between two protons. If well founded, this is not only an interesting result, but the relatively simple calculation methodology is also potentially one of considerable importance as a theorist's tool. It is, therefore, important to discuss the implications of these results for real physical systems, such as dense quantum plasmas, and to rigorously verify the validity and limitations of the method against some more fundamental calculation. In this paper we present such results in detail.

Shukla and Eliasson (SE hereafter) claim [1] to have calculated their potential as that between classical protons in a dense hydrogen plasma containing degenerate electrons. The hydrogen plasma is considered in equilibrium (essentially in the ground state,  $T = 0$ ), and the authors stress that the observed “novel attractive force” is different from Friedel oscillations. Furthermore, from the existence of a “hard core negative potential,” Eq. (1), they predict the formation of bound states, a proton lattice, as well as “critical points and phase transitions at nanoscales.” If correct, these results could have far-reaching consequences for hydrogen and dense quantum plasmas, in general.

It is, therefore, of interest to consider the results of Shukla and Eliasson more in detail, which is the goal of this paper. We first summarize their approach—linearized quantum hydrodynamics (LQHD). We then reevaluate their final formulas, transforming to common lengths and energy scales. We then compare their screened proton potential to results from *ab initio* density functional (DFT) simulations and observe qualitative deviations. From this, we have to conclude that the LQHD results of Ref. [1] are not applicable to dense quantum plasmas and do not provide evidence for attractive interactions between protons. We conclude by analyzing the origin of the deviations of the results of Ref. [1] from DFT which are traced to the violation of the applicability range of linearized quantum hydrodynamics.

Dense correlated quantum plasmas are presently of high interest in many fields including condensed matter, astrophysics, and laser plasmas, e.g., Refs. [2,3]. Despite remarkable theoretical and experimental progress over recent decades, even for the simplest plasma system—hydrogen—interesting questions still remain unsolved, including details of the phase diagram and the behavior under high compression, e.g.,

Refs. [4–7]. The modification of the pair interactions between the ions by the surrounding plasma is of prime importance for the theoretical understanding of these systems. In contrast to the familiar Coulomb potential,  $\phi^i(r) = Q/r$ , of an ion observed *in vacuo*, in a plasma, correlation and quantum effects cause screening. At weak nonideality this gives rise to an isotropic Yukawa-type potential,  $\phi_s^i(r) = \frac{Q}{r} e^{-r/l_s}$ , where  $l_s$  is the screening length given, in the limit of a classical high-temperature plasma, by the Debye radius or, in a high-density quantum plasma, by the Thomas-Fermi length  $L_{TF}$ . More general screened potentials are successfully computed using linear response theory to obtain the dynamic dielectric function  $\epsilon^l(\mathbf{k}, \omega)$  (longitudinal density response), giving rise to [8]

$$\phi_s^i(\mathbf{r}) = \frac{Q}{2\pi^2} \int d^3k \frac{e^{i\mathbf{k}\cdot\mathbf{r}}}{k^2 \epsilon^l(\mathbf{k}, 0)}, \quad (1)$$

where the longitudinal dielectric function derives from the dielectric tensor via  $\epsilon^l(\mathbf{k}, \omega) = \sum_{ij} k_i k_j \epsilon_{ij}(\mathbf{k}, \omega) / k^2$ . The potential (1) typically decays slower than the exponential Yukawa potential.

Moreover, screening effects are known to give rise to an attractive region of the potential (“antiscreeing”) in nonequilibrium situations such as a charge embedded into a streaming flow of oppositely charged particles, which is well studied theoretically [9–11], and the resulting attractive force has been confirmed, e.g., in dusty plasma experiments with streaming ions. No attractive forces have been seen in simulations in equilibrium plasmas with two exceptions: (i) The formation of bound states (such as hydrogen molecules or molecular ions) evidently corresponds to a net attractive force between the constituents (hydrogen atoms, protons). (ii) Oscillatory potentials with (very shallow) negative parts (Friedel oscillations) emerge in a strongly degenerate Fermi gas as a consequence of the Fermi edge singularity (essentially due to the step character of the zero-temperature momentum distribution of an ideal Fermi gas), e.g., Ref. [12]. Friedel oscillations have been observed in experiments probing surface states at very low temperature, e.g., Ref. [13].

## II. LINEARIZED QUANTUM HYDRODYNAMICS (LQHD)

In Ref. [1] SE compute the potential (1) of a proton in a hydrogen plasma by

(a) using zero-temperature classical hydrodynamic equations for the electron density and mean velocity, coupled to the Poisson equation for the electrostatic potential,

(b) adding, in the momentum equation, quantum diffraction effects via the Bohm potential  $V_B$  [quantum hydrodynamics (QHD)],

(c) adding the pressure of the ideal Fermi gas at zero temperature,

(d) adding exchange and correlation effects via an additional potential  $V_{xc}$  using a simple parametrization, Ref. 33 in Ref. [1],

(e) neglecting dynamic effects,  $\epsilon^l(\mathbf{k}, \omega) \rightarrow \epsilon^l(\mathbf{k}, 0)$ , and

(f) solving the resulting hydrodynamic equations in linear response for the dielectric function  $\epsilon^l(\mathbf{k}, 0; r_s)$  ( $D$ , in their notation),

which parametrically depends on the coupling parameter (Brueckner parameter)  $r_s = \bar{r}/a_B$  which completely defines the plasma state at zero temperature. (Here we introduced the mean interparticle distance  $\bar{r}$  which is related to the unperturbed density by  $4\pi\bar{r}^3/3 = n^{-1}$ .) For the explicit form of the used LQHD equations we refer to Ref. [1], and for the discussion of  $V_{xc}$  and earlier related work, see Ref. [14]. In the following we restrict ourselves to the linearized equations used by SE, i.e., to the LQHD. The full QHD is beyond the scope of this paper (for references, see Ref. [1]).

Using LQHD, SE evaluate the static dielectric function  $\epsilon^l(\mathbf{k}, 0)$  and screened proton potential  $\phi_s^i$  at zero temperature as a function of a single parameter  $\alpha$ . We plot  $\alpha$  as a function of the Brueckner parameter in Fig. 1. SE observe that the screened potential of a proton, Eq. (1), develops a negative minimum for  $\alpha > 0.25$ . As can be seen in the figure,  $\alpha$  exceeds the value 0.25 in a range of coupling parameters  $0.61 \leq r_s \leq 26.22$ .

Let us now analyze the results for the screened proton potential in the whole range of  $r_s$  values where an attractive hydrogen interaction is observed as done in Ref. [1]. In Fig. 2 we plot the potential energy corresponding to the screened proton potential in units of eV for three densities corresponding to  $r_s = 7, 1.5, 0.61$ . At low and high densities (i.e., for cases where  $\alpha < 0.25$ ), we confirm that the potential is purely repulsive. In agreement with Fig. 1, for  $\alpha > 0.25$  a negative minimum develops at a distance of several Bohr

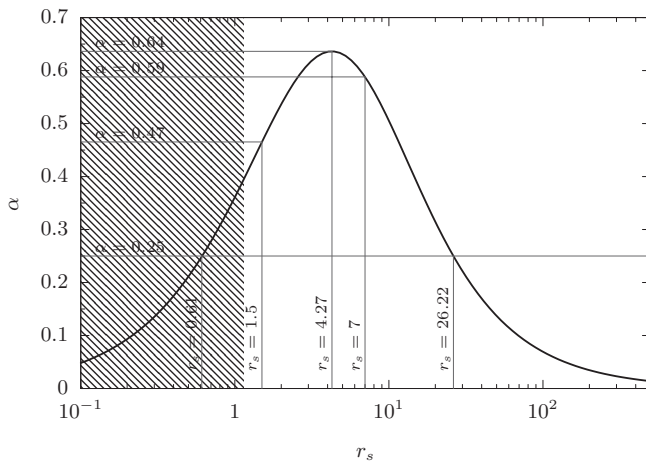


FIG. 1. Coupling parameter  $\alpha$  vs Brueckner parameter  $r_s$ . An attractive proton potential is predicted in the density interval  $26.22 \geq r_s \geq 0.61$  at zero temperature. The shaded area denotes the range of  $r_s$  where the plasmon energy is smaller than the Fermi energy,  $\hbar\omega_{pe} < k_B T_F$  (weak coupling).

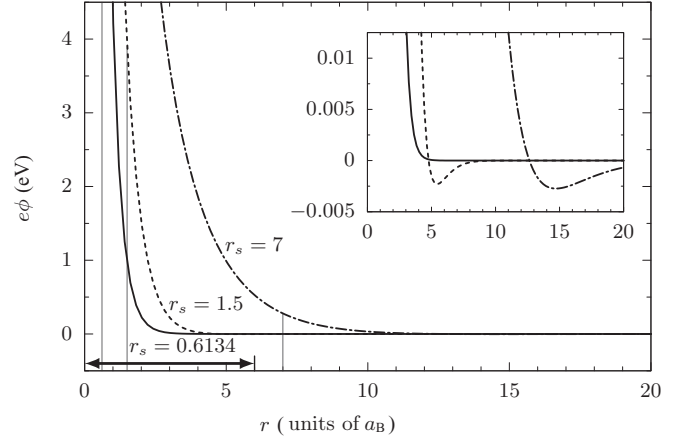


FIG. 2. Screened proton potential of SE for three densities. A single negative minimum is observed, shown more clearly in the inset. The location of the minimum and its depth are shown in Figs. 3 and 4, respectively. Thin vertical lines indicate the equilibrium nearest neighbor distance of two protons (cf. Fig. 3). The black arrow marks the range of values of  $r$  shown in Fig. 5.

radii from the proton. The position of the minimum is plotted versus  $r_s$  in Fig. 3. There exists a minimum of this distance of about  $5a_B$  for  $r_s \approx 1$  with a slow (rapid) increase for lower (higher) densities. Finally, we analyze the depth of the attractive potential minimum. These values are plotted in Fig. 4 for  $r_s$  between 7 and 0.6 below which the minimum vanishes. The deepest minimum is observed around  $r_s = 3$  and amounts to about 6 meV, corresponding to a temperature of about 65 K.

### III. COMPARISON OF LQHD TO *AB INITIO* DFT RESULTS

We now compare the LQHD results of SE to what is known about dense hydrogen. There have been numerous studies of hydrogen plasmas based on analytical approximations and first-principles simulations as well, e.g., Refs. [2,5,7]. There is hardly any question that the low-density ground state consists

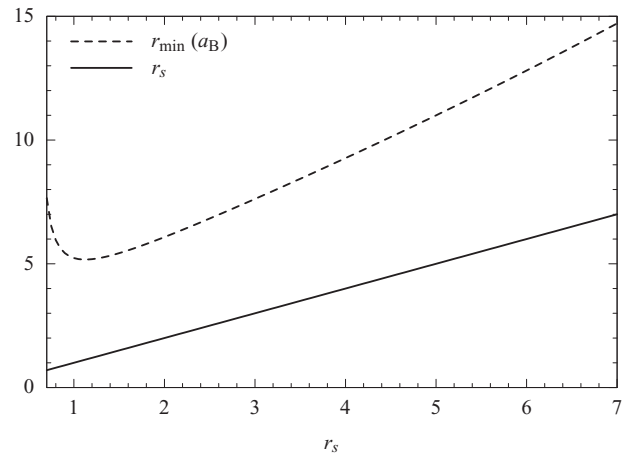


FIG. 3. Position of the attractive potential minimum of SE, Ref. [1], in units of the Bohr radius as a function of  $r_s$ , compared to the mean interparticle distance. Note that the ground state nearest neighbor distance of two protons in the molecular phase ( $r_s \gtrsim 2-3$ ) is in the range of  $1.5a_B-2a_B$ .

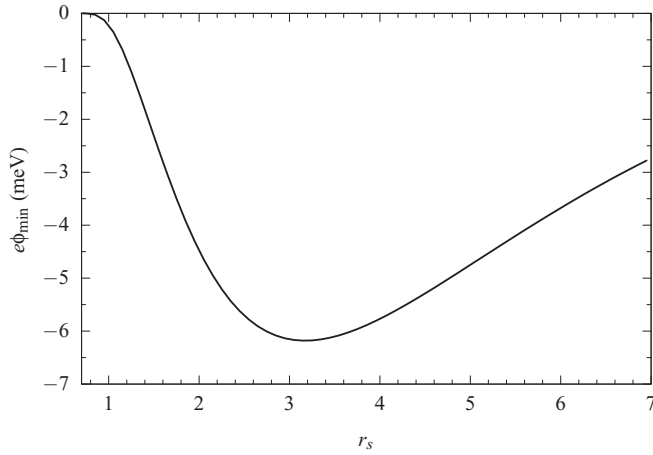


FIG. 4. Depth of the attractive potential minimum of SE, Ref. [1]. The deepest value is observed for  $r_s \approx 3$  corresponding to  $\alpha \approx 0.6$  (cf. Fig. 1).

of  $\text{H}_2$  molecules (either in a gas, liquid, or solid phase). When the density is increased, the molecular binding is reduced until, eventually around  $r_s \sim 2$  to 3, molecules break up. Even though the detailed scenario maybe quite complex, e.g., Refs. [5,6], involves intermediate states (including H atoms), and varies with temperature, it is clear that, around some critical density  $n_M$  (Mott density), all bound states will break up into electrons and protons, e.g., Ref. [15]. This pressure ionization is a gradual process and a reasonable estimate for  $n_M$  corresponds to  $r_s \approx 1.2$  to 1.5. Upon further density increase one expects formation of a liquid and, eventually, a solid phase of protons embedded into a Fermi gas of electrons, e.g., Refs. [15,16]. While there remain interesting questions about the precise values of the different phase boundaries [17], the general structure of the hydrogen phase diagram at high pressures is well understood, e.g., Ref. [4].

As an illustration, and for direct comparison with SE, we present results for the screened proton potential and for the interaction of hydrogen atoms embedded in a jellium background, as obtained from density functional total energy calculations. The *ab initio* scheme of DFT rests on firm theoretical grounds and has been thoroughly tested in recent decades, in particular, in application to dense plasmas (see, e.g., Refs. [5,18]). It provides a fully consistent treatment of quantum effects and uses the fundamental Coulomb interaction between charged particles as input. The only uncontrolled approximation contained in DFT total-energy calculations is the approximation applied to the exchange-correlation energy functional, but the accuracy and limitations of the different approximations available have been investigated in detail for many applications in solid state physics and molecular chemistry [19]. Therefore, DFT total-energy calculations can serve as a benchmark for the linearized quantum hydrodynamic model of SE. Before proceeding with our own calculations we point out that detailed DFT calculations have been carried through for H and  $\text{H}_2$  in jellium before (see, e.g., the work by Almbladh *et al.* [20], by Bonev and Ashcroft [21], and by Song [22]). Our results concur with their findings. For other recent DFT results for dense hydrogen, see Refs. [7,18,23] and references therein.

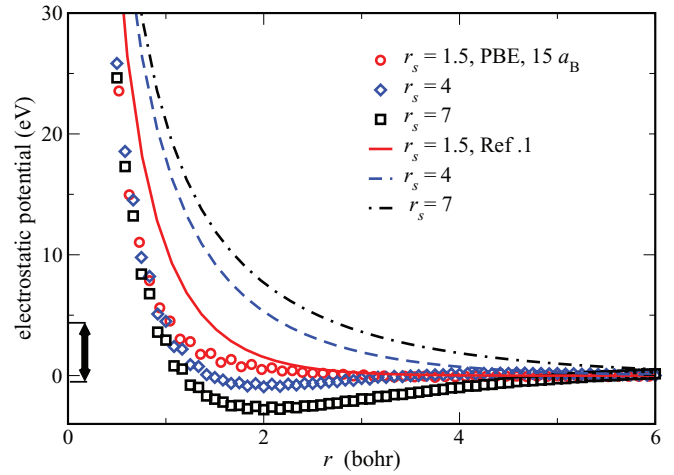


FIG. 5. (Color online) Electrostatic potential around an H atom immersed in jellium.  $r$  is the distance from the proton. DFT data have been calculated in a cubic box (size  $15a_0$ ) using the Perdew-Burke-Ernzerhof (PBE)-generalized gradient approximation (GGA) for the exchange-correlation energy functional, a single  $k$  point, and a plane-wave cutoff energy of 200 Ry ( $r_s = 1.5$ ) or 300 Ry ( $r_s = 4$  and  $r_s = 7$ ). The DFT data (symbols) are compared to the electrostatic potential from LQHD of Shukla and Eliasson, Ref. [1] (lines). The black arrow marks the voltage range shown in Fig. 2.

In the following we restrict ourselves to spin-unpolarized simulations. It is a well-known artifact of the usually applied approximations to the exchange-correlation energy functional that *in vacuo* the hydrogen molecule undergoes a transition from a spin-unpolarized to a spin-polarized ground state when the separation of the two protons is increased [24,25]. However, in their spin-polarized DFT calculations for hydrogen atoms immersed in jellium, Nazarov *et al.* [26] have found a spin-unpolarized ground state for  $3 < r_s < 14$ . For this reason, and as no spin polarization is to be expected at even higher electron densities, we have carried through only spin-unpolarized relaxations for  $r_s = 1.5$  and  $r_s = 7$ . This is consistent with Ref. [21].

The data in Figs. 5 and 6 have been computed with the FHMD code [27]. A  $1/r$  Coulomb potential (i.e., no pseudopotential) has been taken for the proton-electron interaction. The cutoff energy of the plane-wave basis set has been chosen at 100 Ry for the calculation of the H-H interaction energy, while larger values have been used for the calculation of the screened potential of an H atom, or proton, in jellium. The two hydrogen atoms forming the  $\text{H}_2$  molecule are put into a cubic supercell with the length of the edge equal to 25 bohrs (15 bohrs), in case of  $r_s = 7$  ( $r_s = 1.5$ ). The supercell is repeated periodically in all three directions. Calculations have been carried through using only a single special  $k$  point. Additional computations with six special  $k$  points derived from a  $4 \times 4 \times 4$  backfolding [27,28] allow an error estimate, as can be seen in Fig. 6. The smearing of the Fermi distribution is small,  $k_B T = 0.025$  or 0.1 eV, and the total energy has been extrapolated to zero temperature under the usual assumption of a linear heat capacity [27]. The generalized gradient approximation by Perdew and Ernzerhof (PBE96) [29] and, for comparison, the local-density approximation (LDA), have been applied to the exchange-correlation energy functional.

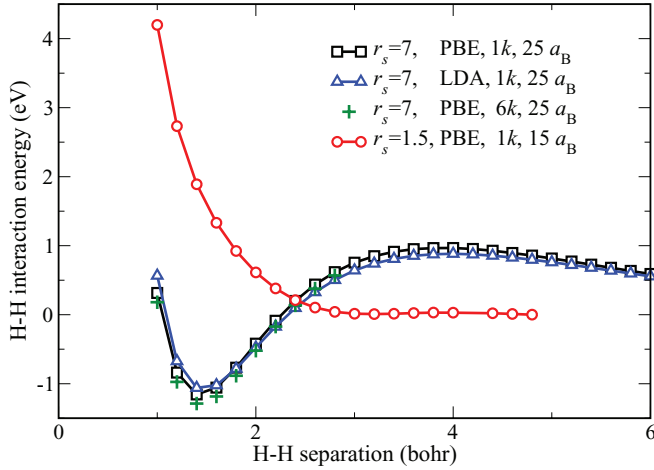


FIG. 6. (Color online) Interaction energy of two H atoms immersed in jellium for two densities. While for  $r_s = 7$  a minimum around the hydrogen molecule bond length *in vacuo* (1.4 bohrs) is observed, for  $r_s = 1.5$  the molecular bound state is unstable. The DFT data have been calculated in a cubic box (with a size as noted in the inset) using PBE-GGA or LDA for the exchange-correlation energy functional, a single or six  $k$  points in the irreducible part of the Brillouin zone, and a plane-wave cutoff energy of 100 Ry.

Let us now consider the results. As a typical low-density case, we show in Fig. 5 the electrostatic potential around a proton in jellium for  $r_s = 7$ . It exhibits a clear negative minimum around a distance of  $r_{\min} \approx 2a_B$ . The minimum becomes shallower with increasing electron density (cf. curve for  $r_s = 4$ ) and vanishes for  $r_s = 1.5$ . There are further Friedel oscillations at larger distances, which, however, are often not well resolved due to computational limitations and the small size of the supercell, but they are of no relevance for hydrogen at these conditions (see below). Our data can now be directly compared to the LQHD results of SE, shown by lines in Fig. 5.

In transferring the Shukla-Eliasson results from Fig. 2 to Fig. 5 one should note the large changes in scale and range. The horizontal axis in Fig. 5 extends out only to  $6a_B$ , while that of Fig. 2 extends more than three times further. Also the vertical scale of the potential energy in Fig. 2 is roughly six times smaller than that of Fig. 5. Thus, on the scale of Fig. 5, the LQHD minima, which only appear clearly in the inset of Fig. 2, involve such small potential changes on the scale of Fig. 5 that they cannot be seen. The small dip in the LQHD potential for  $r_s = 1.5$  is at about  $5.4a_B$  near the right hand edge of the  $r$  axis, while the dip for  $r_s = 7$  is even further away, far beyond the right hand edge. In any case, in the region of the DFT minimum, the LQHD potential is monotonically decreasing, i.e., without minima, and far from that of the full calculation as denoted by the symbols.

In part we ascribe the minimum of the electrostatic potential from the DFT calculation in Fig. 5 to the formation of an  $H^-$  ion, i.e., a bound state which Almladh *et al.* [20] have found for  $r_s > 1.9$ . As pointed out by Bonev and Ashcroft [21], this formation of a negative ion sheds doubts on the adequateness of jellium-type (or one-component plasma) models for the description of a nonideal hydrogen plasma. The recent *ab initio* simulations of hydrogen by Morales *et al.* [5] and Bonev *et al.* [7] are in fact based on DFT-Born-Oppenheimer molec-

ular dynamics simulations of ensembles or Monte Carlo simulations and thus fully account for the dynamics of the protons.

The interaction energy of two hydrogen atoms immersed in a jellium background with  $r_s = 7$  or  $r_s = 1.5$  is displayed in Fig. 6. In fact, the H-H interaction energy has been computed by Bonev and Ashcroft [21] before, using the DFT total-energy program VASP. They point out that linear response theory would be inadequate for this purpose. Furthermore, they describe the fate of the hydrogen bond when the electron density is increased: For  $r_s > 3$  a local energy minimum at a H-H separation larger, but still close to, the bond length of the hydrogen molecule in vacuum, and an energy barrier towards  $H_2$  association are observed [21]. Our DFT results summarized in Fig. 6 show the same behavior: For  $r_s = 7$  we obtain a stable  $H_2$  bond at a bond length comparable to the bond length of a hydrogen molecule *in vacuo*, but with a much smaller binding energy. This result is not sensitive with respect to the approximation applied to the exchange-correlation functional. Also the more technical effect of the restricted  $k$ -point sampling can be read from the figure. Comparing again to the LQHD results of Shukla and Eliasson, it is obvious that the interaction energy minimum found in the *ab initio* data is not included in their approach. Thus, the SE screened proton potential has, for small densities (e.g.,  $r_s = 7$ ), a qualitatively incorrect shape, in particular, it completely misses the molecular bound state.

For larger density, i.e., for  $r_s = 1.5$ , Fig. 6 shows that the minimum in our simulations becomes very shallow or vanishes at all, within the accuracy of the numerical DFT computations. Similarly, we do not resolve extremely shallow (below 100 meV) binding potentials at larger distances from the proton, such as the ones related to Friedel oscillations. These oscillations could be reproduced by DFT using a substantial computational effort. However, there is no need for this since such extremely small features of the potential are expected to be of no relevance for all dense plasma applications since they always encounter a finite electron temperature of at least one eV.

#### IV. DISCUSSION: FAILURE OF LQHD

The approach by SE in Ref. [1] starts from the assumption that the ions are immobile and embedded into a neutralizing background [see Eq. (3) in Ref. [1]]. We have thus used DFT, together with the LDA or the PBE-GGA [24] applied to the exchange-correlation energy functional, to calculate the interaction energy of two protons immersed in a jellium background, without any further approximation applied to the quantum-mechanical problem. For the reliability of the DFT as compared to quantum Monte Carlo simulations we refer, e.g., to Ref. [18]. Thus the DFT results can serve as a reference to evaluate the accuracy of the interaction potential as derived from the LQHD approach by SE [30].

As shown from the comparison to *ab initio* DFT simulations, the SE potential completely misses the bound states of protons in low-temperature hydrogen. When the density is increased, the deviations between LQHD and DFT potentials become smaller but are still noticeable.

Yet even at higher densities where no molecules exist the SE potential is qualitatively wrong because it does not show an attractive minimum for  $r_s < 0.61$  at all. Dielectric theories of the

electron gas and electron liquid including correlations in the frame of local field corrections, however, confirm that Friedel oscillations persist up to high densities, e.g., Refs. [31,32]. The present LQHD model of SE also misses the Friedel oscillations, as the authors themselves underline.

Furthermore, we consider two limiting cases of the LQHD potential discussed by SE [1]: First, in the limit  $\alpha \rightarrow 0$ , SE recover a Yukawa potential with the screening length  $L_{TF}$ . This is correct for high densities,  $r_s \rightarrow 0$ , but not for low densities,  $r_s \gg 1$ , where  $\alpha \rightarrow 0$  as well (cf. Fig. 1). Second, SE recover, for  $\alpha \gg 1$ , the exponential cosine-screened Coulomb potential [1]. This limit is questionable since  $\alpha$  cannot exceed 0.65 (cf. Fig. 1). These failures rule out any reliable predictions such as novel potential minima. Besides, the extremely low value of the associated binding energy (cf. Fig. 4) would require a particularly accurate theory and careful verification.

Finally, let us analyze possible reasons for the failure of the linearized QHD model in application to dense two-component plasmas. (i) As any fluid theory, LQHD cannot resolve distances below some cutoff  $r^*$ . This has been pointed out by Manfredi and co-workers [14] who performed a test of a one-dimensional (1D) version of nonlinear QHD for thin metal films [14]. (ii) Shukla and Eliasson note [1] that QHD is valid only for  $\hbar\omega_{pe} < k_B T_F$ , i.e., for weak coupling. This range is indicated by the shaded area in Fig. 1. Since the present model of LQHD contains exchange and correlation contributions, this range may actually be larger [14]. (iii) Linearized QHD fails when the linearization conditions are violated, i.e., when the perturbed density is comparable with the unperturbed density, which is common in the description of strong attractive interactions.

While item (ii) is presently open and requires further analysis, our DFT simulation results allow us to directly verify (i). In a hydrodynamic description of classical plasmas the smallest length scale that can be resolved is the Debye length. Similarly, in the quantum case, this cutoff is expected to be of the order of the Thomas-Fermi length,  $L_{TF} = \hbar k_F / (\sqrt{3} m_e \omega_{pe}) = (\pi/12)^{1/3} r_s^{1/2} a_B$ . In fact, reexamining the DFT and LQHD data for the screened proton potential in Fig. 5, we observe that the most dramatic deviations occur on length scales smaller than  $r^* \approx 3L_{TF}$  to  $4L_{TF}$ . Thus we confirm that LQHD cannot, by construction, yield potentials with atomic-scale resolution in a dense quantum plasma [33].

Yet the most severe limitation is, apparently, related to the linearization of the QHD equations, item (iii). In fact, similar linear response calculations for a proton in a degenerate electron gas have been done long ago. Almladh *et al.* [20] have performed density functional calculations and compared them to a linearized version of DFT (which, by construction, is essentially more accurate than any hydrodynamic approach). They observed a complete failure of the linear theory in the prediction of the electron density screening the proton. Not only is the electron density at the proton a factor 2 to 33 (for  $r_s = 1$  and  $r_s = 6$ , respectively) too small, but linear theory generally predicted Friedel oscillations to occur at much too high distances from the proton. Thus, a possible explanation for the potential minimum observed in the present linearized QHD (cf. Fig. 2) is that it is a trace of the Friedel oscillations (the first minimum) that is displaced to higher distances from the proton due to the linearization (cf. also Fig. 3). It would, therefore, be interesting to test this hypothesis by comparing the LQHD results of SE to full nonlinear QHD.

Let us assume for a moment that the attractive potential of SE would be a real effect and consider its implications for proton crystallization [1]. To this end, we plot in Fig. 3 the location of the potential minimum and compare it to the mean interparticle distance for a given density. It is obvious that there is a striking mismatch. Even if the system would be at zero temperature, protons could not occupy the minimum locations simply because their density is several orders of magnitude too high (see also Fig. 2, where the mean interparticle distance is marked on the SE potential), making such a state energetically impossible. We thus have to conclude, based on *ab initio* DFT simulations and general considerations about the location and low depth of the potential minimum, that the predictions of SE of novel attractive forces, novel ion lattices, atoms, molecules, critical points, and phase transitions in dense hydrogen are invalid.

#### ACKNOWLEDGMENT

This work was supported by the Deutsche Forschungsgemeinschaft via SFB-TR 24 project A5. We are grateful to the referees for suggestions that have helped to improve the clarity of the manuscript.

- 
- [1] P. K. Shukla and B. Eliasson, *Phys. Rev. Lett.* **108**, 165007 (2012); **108**, 219902(E) (2012); **109**, 019901(E) (2012).
  - [2] D. Kremp, M. Schlanges, and W.-D. Kraeft, *Quantum Statistics of Nonideal Plasmas* (Springer, Berlin, 2005).
  - [3] M. Bonitz *et al.*, *Phys. Plasmas* **15**, 055704 (2008), and references therein.
  - [4] I. Silvera, *Proc. Natl. Acad. Sci. USA* **107**, 12743 (2010).
  - [5] M. A. Morales, C. Pierleoni, E. Schwegler, and D. M. Ceperley, *Proc. Natl. Acad. Sci. USA* **107**, 12799 (2010).
  - [6] V. Labet, P. Gonzalez-Morelos, R. Hoffmann, and N. W. Ashcroft, *J. Chem. Phys.* **136**, 074501 (2012).
  - [7] S. A. Bonev, E. Schwegler, T. Ogitsu, and G. Galli, *Nature (London)* **431**, 669 (2004).
  - [8] N. Rostoker, *Nucl. Fusion* **1**, 101 (1961).
  - [9] P. K. Shukla and B. Eliasson, *Rev. Mod. Phys.* **81**, 25 (2009).
  - [10] For a recent overview and references, see I. H. Hutchinson, *Phys. Plasmas* **18**, 032111 (2011).
  - [11] P. Ludwig, W. J. Miloch, H. Kählert, and M. Bonitz, *New J. Phys.* **14**, 053016 (2012).
  - [12] For a textbook discussion, see C. Kittel, *Introduction to Solid State Physics* (Wiley, New York, 1986).
  - [13] M. Ziegler, J. Kröger, R. Berndt, A. Filinov, and M. Bonitz, *Phys. Rev. B* **78**, 245427 (2008).
  - [14] N. Crouseilles, P.-A. Hervieux, and G. Manfredi, *Phys. Rev. B* **78**, 155412 (2008).
  - [15] M. Bonitz, V. S. Filinov, V. E. Fortov, P. R. Levashov, and H. Fehske, *Phys. Rev. Lett.* **95**, 235006 (2005).

- [16] B. Militzer and R. L. Graham, *J. Phys. Chem. Solids* **67**, 2136 (2006).
- [17] See V. Filinov, M. Bonitz, H. Fehske, P. R. Levashov, and V. E. Fortov, *Contrib. Plasma Phys.* **52**, 224 (2012), and references therein.
- [18] K. P. Driver and B. Militzer, *Phys. Rev. Lett.* **108**, 115502 (2012).
- [19] For an overview, see, e.g., M. Korth and S. Grimme, *J. Chem. Theory Comput.* **5**, 993 (2009); C. Fiolhais, F. Nogueira, and M. Marques, in *A Primer in Density Functional Theory*, Lecture Notes in Physics Vol. 620 (Springer, Berlin, 2003).
- [20] C. O. Almbladh, U. von Barth, Z. D. Popovic, and M. J. Stott, *Phys. Rev. B* **14**, 2250 (1976).
- [21] S. A. Bonev and N. W. Ashcroft, *Phys. Rev. B* **64**, 224112 (2001).
- [22] J.-H. Song, Ph.D. thesis, Oregon State University, 2004.
- [23] B. Holst, M. French, and R. Redmer, *Phys. Rev. B* **83**, 235120 (2011).
- [24] J. P. Perdew, A. Savin, and K. Burke, *Phys. Rev. A* **51**, 4531 (1995).
- [25] M. Fuchs, Y. M. Niquet, X. Gonze, and K. Burke, *J. Chem. Phys.* **122**, 094116 (2005).
- [26] V. U. Nazarov, C. S. Kim, and Y. Takada, *Phys. Rev. B* **72**, 233205 (2005).
- [27] M. Bockstedte, A. Kley, J. Neugebauer, and M. Scheffler, *Comput. Phys. Commun.* **107**, 187 (1997).
- [28] H. J. Monkhorst and J. D. Pack, *Phys. Rev. B* **13**, 5188 (1976); J. D. Pack and H. J. Monkhorst, *ibid.* **16**, 1748 (1977).
- [29] J. P. Perdew, K. Burke, and M. Ernzerhof, *Phys. Rev. Lett.* **77**, 3865 (1996).
- [30] This, however, is not meant to imply that we suggest the jellium model to be a viable model to describe interactions in dense plasmas.
- [31] G. E. Simion and G. F. Giuliani, *Phys. Rev. B* **72**, 045127 (2005).
- [32] G. D. Mahan, *Many-Particle Physics* (Plenum, New York, 1990).
- [33] For completeness we mention that for distances larger than  $r^*$  there are still noticeable deviations of the LQHD potential from the DFT result that are significantly larger than the minimum of the LQHD potential (cf. Fig. 4).